







Heavy Duty Drawbars John Deere | 9RT (Tier 4 Final)



Heavy Duty Drawbars

	<p>Art.Nr. 00.962.409.0-A17 Heavy Duty Drawbars Standard K110 Ball Coupling System </p> <ul style="list-style-type: none"> • Please request Technical Drawing • fits for Standard- and Heavy Duty Drawbarframe <p>Alternative color </p> <p>00.962.409.0-A17 (JD-Green)</p> <p>Technical Values*</p> <p>Lenght (mm): 2764 Wide (mm): 410 Assembly-Positions: 1 Thickness (mm): 75 Locking: K110 Manual Max. Permissible D-Value (kN): 125 Max. Permissible Vertical Load (kg): 3000</p> <p>Adapted for Tractor</p> <p>John Deere: 9030T: 9430, 9530, 9630; 9RT (Tier 4 Final) : 9.470, 9.520, 9.570; 9RT (Tier 3B): 9.460, 9.510, 9.560;</p>
	<p>Art.Nr. 00.964.409.0-A17 Heavy Duty Drawbars Standard K80® Ball Coupling System </p> <ul style="list-style-type: none"> • Please request Technical Drawing • fits for Standard- and Heavy Duty Drawbarframe <p>Alternative color </p> <p>00.964.409.0-A17 (JD-Green)</p> <p>Technical Values*</p> <p>Lenght (mm): 2700 Wide (mm): 410 Assembly-Positions: 1 Thickness (mm): 75 Locking: K80® Manual Max. Permissible D-Value (kN): 91,3 Max. Permissible Vertical Load (kg): 4000</p> <p>Adapted for Tractor</p> <p>John Deere: 9030T: 9430, 9530, 9630; 9RT (Tier 4 Final) : 9.470, 9.520, 9.570; 9RT (Tier 3B): 9.460, 9.510, 9.560;</p>