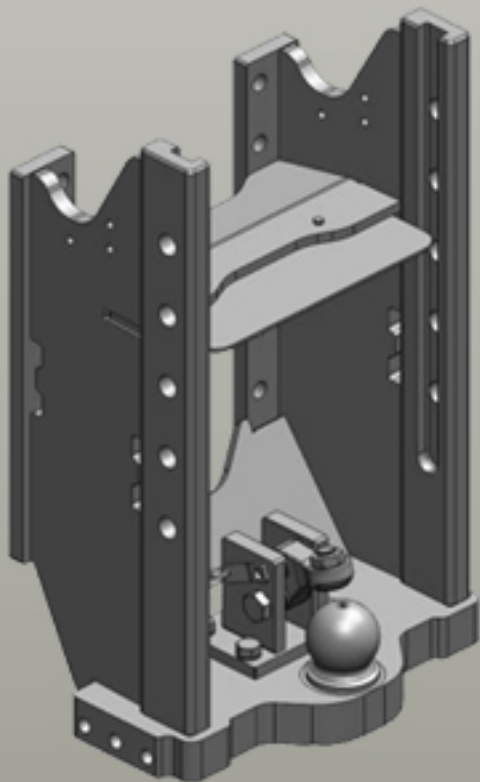
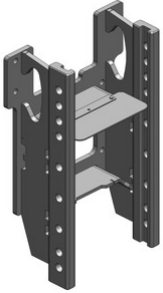

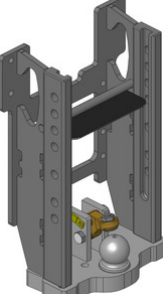



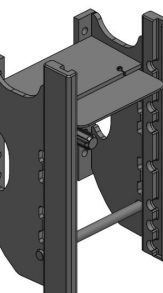
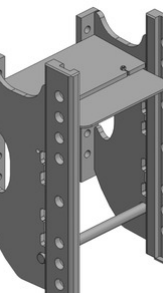





Ladder Hitches McCormick



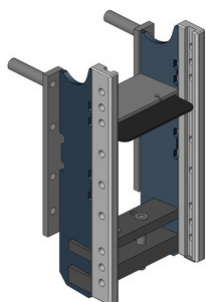
Ladder Hitches

	<p>Art.Nr. 00.108.04.1-A02 Ladder Hitches Standard Assembly Dimension Scharmüller S32 (330/25/32)</p> <p>Alternative color </p> <p>00.108.04.1-A02 (Black)</p> <p>Technical Values*</p> <p>Max. Permissible D-Value (kN): 68,4 Max. Permissible Vertical Load (kg): 2000</p> <p>Adapted for Tractor</p> <p>Case IH: Maxxum 5100/5200: 5120, 5130, 5140, 5150, 5220, 5230, 5240, 5250; Maxxum MX: 100, 110, 120, 135; Maxxum MXC: 100, 80, 90; McCormick: MC: 120, 135; MC Power 6: 120, 135; MTX: 110, 120, 125, 135, 140, 145, 150, 155;</p>
	<p>Art.Nr. 00.108.83.1-A02 Ladder Hitches Standard K80® Ball Coupling System Assembly Dimension Scharmüller S32 (330/25/32)</p> <p>Alternative color </p> <p>00.108.83.1-A02 (Black)</p> <p>Technical Values*</p> <p>Locking: K80® Manual Max. Permissible D-Value (kN): 68,4 Max. Permissible Vertical Load (kg): 3000</p> <p>Adapted for Tractor</p> <p>Case IH: Maxxum 5100/5200: 5120, 5130, 5140, 5150, 5220, 5230, 5240, 5250; Maxxum MX: 100, 110, 120, 135; Maxxum MXC: 100, 80, 90; McCormick: MC: 120, 135; MC Power 6: 120, 135; MTX: 110, 120, 125, 135, 140, 145, 150, 155;</p>
	<p>Art.Nr. 00.108.84.0-A02 Ladder Hitches Standard K80® Ball Coupling System Assembly Dimension Scharmüller S32 (330/25/32)</p> <p>Alternative color </p> <p>00.108.84.0-A02 (Black)</p> <p>Technical Values*</p> <p>Locking: K80® Manual Max. Permissible D-Value (kN): 82,4 Max. Permissible Vertical Load (kg): 3000</p> <p>Adapted for Tractor</p> <p>Landini: Powermax: 145, 165; McCormick: XTX: 145, 165;</p>
	<p>Art.Nr. 00.216.00.0 Ladder Hitches Standard Assembly Dimension JSV-Scharmüller (295/25/26)</p> <p>Technical Values*</p> <p>Max. Permissible D-Value (kN): 53,4 Max. Permissible Vertical Load (kg): 2000</p> <p>Adapted for Tractor</p> <p>Landini: Evolution 80: 6880, 7880, 8880, 9080, 9880; Powerfarm: 100, 105, 60, 75, 80, 85, 90, 95; Massey Ferguson: 203: 233, 253, 263, 273, 283, 293; 303: 353, 363, 373, 383, 393; 307: 377, 387, 397; McCormick: C-Max: 100, 105, 60, 75, 80, 85, 90, 95;</p>
	<p>Art.Nr. 00.216.01.0-A02 Ladder Hitches Standard Assembly Dimension Scharmüller S32 (295/25/32)</p> <p>Alternative color </p> <p>00.216.01.0-A02 (Black)</p> <p>Technical Values*</p> <p>Max. Permissible D-Value (kN): 53,4 Max. Permissible Vertical Load (kg): 2000</p> <p>Adapted for Tractor</p> <p>Landini: 5830-8830: 5830, 6030, 6830, 7830, 8830; Blizzard: 50, 60, 65, 75, 85, 95; Evolution 80: 6880, 7880, 8880, 9080, 9880; Powerfarm: 100, 105, 110, 60, 75, 80, 85, 90, 95; Massey Ferguson: 104: 154, 174; 203: 233, 253, 263, 273, 283, 293; 204: 254, 274, 284, 294; 303: 353, 363, 373, 383, 393; 307: 1007, 377, 387, 397; McCormick: C-Max: 100, 105, 60, 75, 80, 85, 90, 95;</p>

Ladder Hitches

	<p>Art.Nr. 00.222.80.0-A11 Ladder Hitches Standard K80® Ball Coupling System Assembly Dimension Cramer (335/22/30)</p> <p>Alternative color </p> <p>00.222.80.0-A11 (AGCO-Grey)</p> <p>Technical Values*</p> <p>Locking: K80® Manual Max. Permissible D-Value (kN): 102,4 Max. Permissible Vertical Load (kg): 4000</p> <p>Adapted for Tractor</p> <p>Claas: Atles: 915, 925, 926, 935, 936, 946; Axion 900 (A23): 920, 930, 940, 950; Axion 900 (A44): 920, 930, 940, 950, 960; Landini: Powerful: 230, 260, 280; Massey Ferguson: 6400 Dyna-4 (Tier 2): 6497, 6499; 8100: 8170, 8180; 8200: 8210, 8220, 8230, 8240, 8250, 8260, 8270, 8280; McCormick: ZTX: 230, 260, 280;</p>
	<p>Art.Nr. 00.263.00.0-A02 Ladder Hitches Standard Assembly Dimension Scharmüller S32 (330/25/32)</p> <p>Alternative color </p> <p>00.263.00.0-A02 (Black)</p> <p>Technical Values*</p> <p>Max. Permissible D-Value (kN): 59,8 Max. Permissible Vertical Load (kg): 2000</p> <p>Adapted for Tractor</p> <p>Landini: Evolution 80: 6880, 7880, 8880, 9080, 9880; Powerfarm: 100, 105, 60, 75, 80, 85, 90, 95; Vision: 100, 105, 85, 95; Massey Ferguson: 104: 154, 174; 203: 233, 253, 263, 273, 283, 293; 204: 254, 274, 284, 294; 303: 353, 363, 373, 383, 393; 307: 1007, 377, 387, 397; McCormick: C-Max: 100, 105, 60, 75, 80, 85, 90, 95;</p>
	<p>Art.Nr. 00.288.30.0-A02 Ladder Hitches Standard Assembly Dimension Scharmüller S32 (200/25/32)</p> <p>Alternative color </p> <p>00.288.30.0-A02 (Black)</p> <p>Technical Values*</p> <p>Max. Permissible D-Value (kN): 24,9 Max. Permissible Vertical Load (kg): 650</p> <p>Adapted for Tractor</p> <p>Landini: Mistral: 40, 45, 50, 55; McCormick: GM: 40, 45, 50, 55; GX: 45, 50; GX-H: 45, 50; New Holland: T3000: 3010, 3020, 3030, 3040; TCE: 40, 45, 50, 55; Valpadana: 1500: 1540, 1545, 1550, 1555;</p>
	<p>Art.Nr. 00.344.00.2-A23 Ladder Hitches Standard Assembly Dimension Scharmüller S32 (330/25/32)</p> <p>Alternative color </p> <p>00.344.00.2-A23 (Kiotti-Grey)</p> <p>Technical Values*</p> <p>Max. Permissible D-Value (kN): 39,2 Max. Permissible Vertical Load (kg): 1000</p> <p>Adapted for Tractor</p> <p>Landini: Serie 1: 55; McCormick: X10 : 55;</p>
	<p>Art.Nr. 00.108.04.2-A02 Ladder Hitches Short Assembly Dimension Scharmüller S32 (330/25/32)</p> <ul style="list-style-type: none"> • usable with Original Pick-Up Hitch (ex factory) <p>Alternative color </p> <p>00.108.04.2-A02 (Black)</p> <p>Technical Values*</p> <p>Max. Permissible D-Value (kN): 68,4 Max. Permissible Vertical Load (kg): 2000</p> <p>Adapted for Tractor</p> <p>Case IH: Maxxum 5100/5200: 5120, 5130, 5140, 5150, 5220, 5230, 5240, 5250; Maxxum MX: 100, 110, 120, 135; Maxxum MXC: 100, 80, 90; McCormick: MC: 120, 135; MC Power 6: 120, 135; MTX: 110, 120, 125, 135, 140, 145, 150, 155;</p>

Ladder Hitches



Art.Nr. 00.222.00.0-A11 | Ladder Hitches | Prepared for Drawbar
Assembly Dimension Cramer (335/22/30)

Alternative color

00.222.00.0-A11 (AGCO-Grey)

Technical Values*

Max. Permissible D-Value (kN): 102,4 | Max. Permissible Vertical Load (kg): 2000

Adapted for Tractor

Claas: **Atles:** 915, 925, 926, 935, 936, 946; **Axion 900 (A23):** 920, 930, 940, 950; **Axion 900 (A44):** 920, 930, 940, 950, 960;
Landini: **Powerful:** 230, 260, 280;
Massey Ferguson: **6400 Dyna-4 (Tier 2):** 6497, 6499; **8100:** 8170, 8180; **8200:** 8210, 8220, 8230, 8240, 8250, 8260, 8270, 8280;
McCormick: **ZTX:** 230, 260, 280;