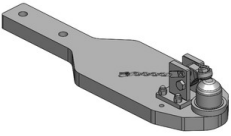

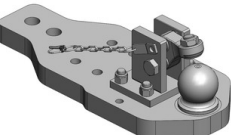

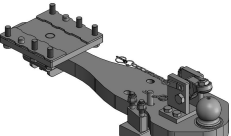

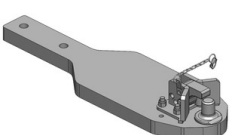





# Heavy Duty Drawbars Kubota



## Heavy Duty Drawbars

	<p><b>Art.Nr. 00.960.291.1-A34   Heavy Duty Drawbars   Standard</b>  K80® Ball Coupling System  </p> <p><b>Alternative color</b> </p> <p>00.960.291.1-A34 (Kubota-Grey)   00.960.291.1-A02 (Black )</p> <p><b>Technical Values*</b></p> <p><b>Lenght (mm):</b> 957   <b>Wide (mm):</b> 284   <b>Assembly-Positions:</b> 2   <b>Thickness (mm):</b> 50   <b>Locking:</b> K80® Manual   <b>Max. Permissible D-Value (kN):</b> 89,3   <b>Max. Permissible Vertical Load (kg):</b> 3000</p> <p><b>Adapted for Tractor</b></p> <p><b>Deutz-Fahr:</b> Agrottron Serie 7 TTV: 7210;  <b>Kubota:</b> M7001: 7.131, 7.151, 7.171; M7002: 7.132, 7.152, 7.172; M7003: 7.133, 7.153, 7.173;  <b>Lamborghini:</b> R6 T4i VRT: 210;  <b>Same:</b> X Continuo: 210;</p>
	<p><b>Art.Nr. 00.960.601.0-A16   Heavy Duty Drawbars   Standard</b>  K80® Ball Coupling System  </p> <ul style="list-style-type: none"> <li>fits to Scharmüller Ladder-Hitch with Drawbar Frame</li> </ul> <p><b>Alternative color</b> </p> <p>00.960.601.0-A16 (Kubota-Grey)</p> <p><b>Technical Values*</b></p> <p><b>Lenght (mm):</b> 560   <b>Wide (mm):</b> 240   <b>Assembly-Positions:</b> 1   <b>Thickness (mm):</b> 40   <b>Locking:</b> K80® Manual   <b>Max. Permissible D-Value (kN):</b> 74   <b>Max. Permissible Vertical Load (kg):</b> 3000</p> <p><b>Adapted for Tractor</b></p> <p><b>Kubota:</b> <b>MGX:</b> 100, 110, 126, 135; <b>MGX-II:</b> 100, 110, 128, 135; <b>MGX-III:</b> 105, 115, 125, 135, 95; <b>MGX-IV:</b> 105, 115, 125, 135, 95;</p>
	<p><b>Art.Nr. 00.960.604.0-SET-A16   Heavy Duty Drawbars   Standard</b>  K80® Ball Coupling System  </p> <p><b>Alternative color</b> </p> <p>00.960.604.0-SET-A16 (Kubota-Grey)</p> <p><b>Technical Values*</b></p> <p><b>Working Length (mm):</b> 158 / 258   <b>Lenght (mm):</b> 912   <b>Wide (mm):</b> 260   <b>Assembly-Positions:</b> 2   <b>Thickness (mm):</b> 50   <b>Locking:</b> K80® Manual   <b>Max. Permissible D-Value (kN):</b> 74   <b>Max. Permissible Vertical Load (kg):</b> 3000</p> <p><b>Adapted for Tractor</b></p> <p><b>Kubota:</b> <b>M6001:</b> 6.121, 6.131, 6.141; <b>M6002:</b> 6.122, 6.132, 6.142;</p>
	<p><b>Art.Nr. 00.961.291.1-A02   Heavy Duty Drawbars   Standard</b>  Draw-Pin (Pitonfix)  </p> <p><b>Alternative color</b> </p> <p>00.961.291.1-A02 (Black )   00.961.291.1-A34 (Kubota-Grey)</p> <p><b>Technical Values*</b></p> <p><b>Lenght (mm):</b> 957   <b>Wide (mm):</b> 284   <b>Assembly-Positions:</b> 2   <b>Thickness (mm):</b> 50   <b>Locking:</b> Draw Pin (Pitonfix) Manual   <b>Max. Permissible D-Value (kN):</b> 89,3   <b>Max. Permissible Vertical Load (kg):</b> 3000</p> <p><b>Adapted for Tractor</b></p> <p><b>Deutz-Fahr:</b> Agrottron Serie 7 TTV: 7210;  <b>Kubota:</b> M7001: 7.131, 7.151, 7.171; M7002: 7.132, 7.152, 7.172; M7003: 7.133, 7.153, 7.173;  <b>Lamborghini:</b> R6 T4i VRT: 210;  <b>Same:</b> X Continuo: 210;</p>