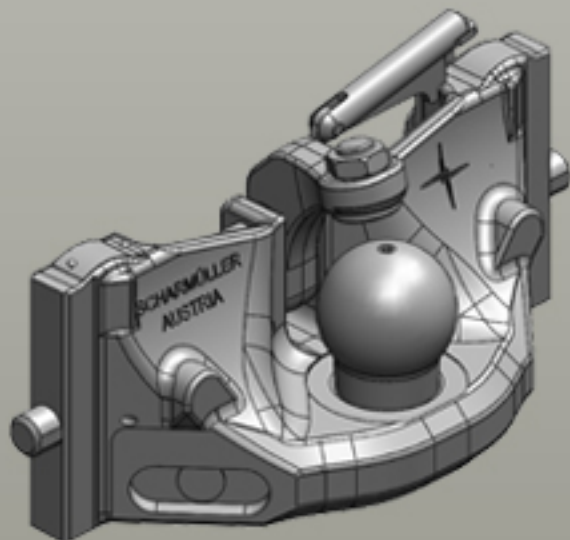
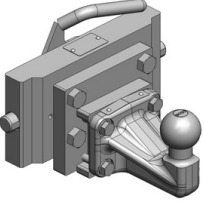

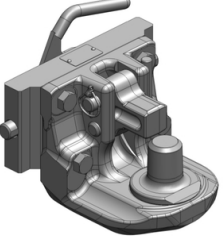

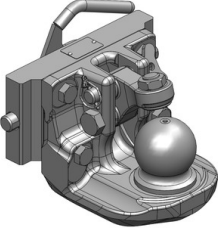

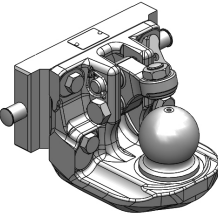

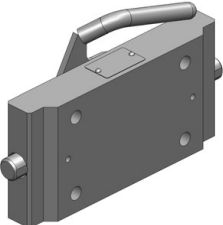





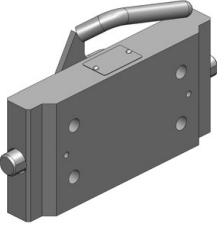

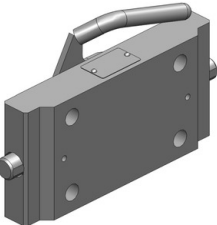





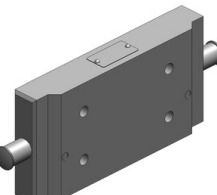

Inserts for Ladder Hitches Assembly Dimension Fendt (241/22/30)



Inserts for Ladder Hitches

	<p>Art.Nr. 03.6241.03-A11 Inserts for Ladder Hitches Coupling Inserts ISO 50 (Car) Assembly Dimension Fendt (241/22/30)</p> <p>Alternative color </p> <p>03.6241.03-A11 (AGCO-Grey)</p> <p>Technical Values*</p> <p>Thread: M16 Working Length (mm): 180 Adapter Plate Height (mm): 120 Max. Permissible D-Value (kN): 31 Max. Permissible Vertical Load (kg): 250 • Height Adjustable with Grabhandle</p>
	<p>Art.Nr. 03.6241.12-A11 Inserts for Ladder Hitches Coupling Inserts Draw-Pin (Pitonfix) Assembly Dimension Fendt (241/22/30)</p> <p>Alternative color </p> <p>03.6241.12-A11 (AGCO-Grey)</p> <p>Technical Values*</p> <p>Thread: M16 Working Length (mm): 155 Adapter Plate Height (mm): 120 Locking: Draw Pin (Pitonfix) Manual Max. Permissible D-Value (kN): 83,9 Max. Permissible Vertical Load (kg): 2000 • Height Adjustable with Grabhandle</p>
	<p>Art.Nr. 03.6241.32-A11 Inserts for Ladder Hitches Coupling Inserts K80® Ball Coupling System Assembly Dimension Fendt (241/22/30)</p> <p>Alternative color </p> <p>03.6241.32-A11 (AGCO-Grey)</p> <p>Technical Values*</p> <p>Thread: M16 Working Length (mm): 155 Adapter Plate Height (mm): 120 Locking: K80® Manual Max. Permissible D-Value (kN): 83,9 Max. Permissible Vertical Load (kg): 2000 • for Top Connection - above the P.T.O Shaft • Height Adjustable with Grabhandle</p>
	<p>Art.Nr. 03.6241.60-A11 Inserts for Ladder Hitches Coupling Inserts K80® Ball Coupling System Assembly Dimension Fendt (241/22/30)</p> <p>Alternative color </p> <p>03.6241.60-A11 (AGCO-Grey)</p> <p>Technical Values*</p> <p>Thread: M16 Working Length (mm): 155 Adapter Plate Height (mm): 120 Locking: K80® Manual Max. Permissible D-Value (kN): 83,9 Max. Permissible Vertical Load (kg): 2000 • for Bottom Connection - under the P.T.O Shaft • Pluggable with Bolt</p>
	<p>Art.Nr. 03.7241.40-A11 Inserts for Ladder Hitches Adapter Plates Assembly Dimension Fendt (241/22/30)</p> <p>Alternative color </p> <p>03.7241.40-A11 (AGCO-Grey)</p> <p>Technical Values*</p> <p>Flange Hole Pattern (mm): 140x80 Thread: M16 Hole Pattern Holes: 4 Adapter Plate Height (mm): 120 Max. Permissible D-Value (kN): 89,3 Max. Permissible Vertical Load (kg): 2000 • for Top Connection - above the P.T.O Shaft • Height Adjustable with Grabhandle</p>

Inserts for Ladder Hitches

	<p>Art.Nr. 03.7241.41-A11 Inserts for Ladder Hitches Adapter Plates Assembly Dimension Fendt (241/22/30)</p> <p>Alternative color </p> <p>03.7241.41-A11 (AGCO-Grey)</p> <p>Technical Values*</p> <p>Flange Hole Pattern (mm): 140x55 Thread: M16 Hole Pattern Holes: 4 Adapter Plate Height (mm): 120 Max. Permissible D-Value (kN): 83,9 Max. Permissible Vertical Load (kg): 2000 • for Top Connection - above the P.T.O Shaft • Height Adjustable with Grabhandle</p>
	<p>Art.Nr. 03.7241.43-A11 Inserts for Ladder Hitches Adapter Plates Assembly Dimension Fendt (241/22/30)</p> <p>Alternative color </p> <p>03.7241.43-A11 (AGCO-Grey)</p> <p>Technical Values*</p> <p>Flange Hole Pattern (mm): 140x80 Thread: M20 Hole Pattern Holes: 4 Adapter Plate Height (mm): 120 Max. Permissible D-Value (kN): 83,9 Max. Permissible Vertical Load (kg): 2000 • for Top Connection - above the P.T.O Shaft • Height Adjustable with Grabhandle</p>
	<p>Art.Nr. 03.7241.60-A11 Inserts for Ladder Hitches Adapter Plates Assembly Dimension Fendt (241/22/30)</p> <p>Alternative color </p> <p>03.7241.60-A11 (AGCO-Grey)</p> <p>Technical Values*</p> <p>Flange Hole Pattern (mm): 140x80 Thread: M16 Hole Pattern Holes: 4 Adapter Plate Height (mm): 120 Max. Permissible D-Value (kN): 83,9 Max. Permissible Vertical Load (kg): 2000 • for Bottom Connection - under the P.T.O Shaft • Pluggable with Bolt</p>
	<p>Art.Nr. 03.7241.61-A11 Inserts for Ladder Hitches Adapter Plates Assembly Dimension Fendt (241/22/30)</p> <p>Alternative color </p> <p>03.7241.61-A11 (AGCO-Grey)</p> <p>Technical Values*</p> <p>Flange Hole Pattern (mm): 140x55 Thread: M16 Hole Pattern Holes: 4 Adapter Plate Height (mm): 120 Max. Permissible D-Value (kN): 83,9 Max. Permissible Vertical Load (kg): 2000 • for Bottom Connection - under the P.T.O Shaft • Pluggable with Bolt</p>
	<p>Art.Nr. 03.7241.62-A11 Inserts for Ladder Hitches Adapter Plates Assembly Dimension Fendt (241/22/30)</p> <p>Alternative color </p> <p>03.7241.62-A11 (AGCO-Grey)</p> <p>Technical Values*</p> <p>Flange Hole Pattern (mm): 120x55 Thread: M14 Hole Pattern Holes: 4 Adapter Plate Height (mm): 120 Max. Permissible D-Value (kN): 83,9 Max. Permissible Vertical Load (kg): 2000 • for Bottom Connection - under the P.T.O Shaft • Pluggable with Bolt</p>