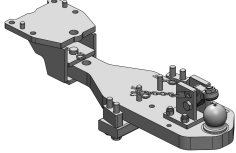

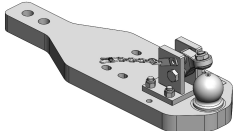

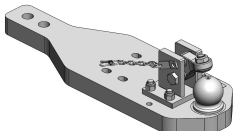

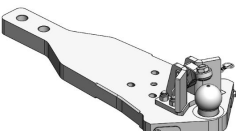





Heavy Duty Drawbars New Holland | T7 Heavy Duty (Tier 5)



Heavy Duty Drawbars

	<p>Art.Nr. 00.960.521.0-SET-A02 Heavy Duty Drawbars Standard K80® Ball Coupling System </p> <ul style="list-style-type: none"> fits to Sauermann Ladder-Hitch (ex factory) without Drawbar Frame <p>Alternative color </p> <p>00.960.521.0-SET-A02 (Black)</p> <p>Technical Values*</p> <p>Lenght (mm): 768 Wide (mm): 240 Assembly-Positions: 2 Thickness (mm): 50 Locking: K80® Manual Max. Permissible D-Value (kN): 102,4 Max. Permissible Vertical Load (kg): 4000</p> <p>Adapted for Tractor</p> <p>Case IH: Optum CVX (Tier 4B): 250, 270, 300; Optum CVXDrive (Tier 5): 250, 270, 300; Puma CVX EP LWB (Tier 4B): 185, 200, 220, 240; Puma CVXDrive LWB (Tier 5): 185, 200, 220, 240; Puma EP LWB (Tier 4B): 185, 200, 220, 240; Puma Multicontroller LWB (Tier 5): 185, 200, 220;</p> <p>New Holland: T7 Heavy Duty (Tier 4B): 7.275, 7.290, 7.315; T7 Heavy Duty (Tier 5): 7.275, 7.290, 7.315; T7 LWB (Tier 4B): 7.230, 7.245, 7.260, 7.270; T7 LWB (Tier 5): 7.230, 7.245, 7.260, 7.270; T7 SWB (Tier 5): 7.225;</p> <p>Steyr: Absolut CVT LWB (Tier 5): 6185, 6200, 6220, 6240; CVT EcoTech LWB (Tier 4B): 6185, 6200, 6220, 6240; Terrus CVT (Tier 4B): 6250, 6270, 6300; Terrus CVT (Tier 5): 6250, 6270, 6300;</p>
	<p>Art.Nr. 00.960.522.0-A02 Heavy Duty Drawbars Standard K80® Ball Coupling System </p> <ul style="list-style-type: none"> fits to Scharmüller Ladder-Hitch with Drawbar Frame <p>Alternative color </p> <p>00.960.522.0-A02 (Black)</p> <p>Technical Values*</p> <p>Lenght (mm): 768 Wide (mm): 240 Assembly-Positions: 2 Thickness (mm): 50 Locking: K80® Manual Max. Permissible D-Value (kN): 102,4 Max. Permissible Vertical Load (kg): 3000</p> <p>Adapted for Tractor</p> <p>Case IH: Optum CVX (Tier 4B): 250, 270, 300; Optum CVXDrive (Tier 5): 250, 270, 300; Puma CVX EP LWB (Tier 4A): 170, 185, 200, 215, 230; Puma CVX EP LWB (Tier 4B): 185, 200, 220, 240; Puma CVX LWB: 165, 180, 195, 210, 225; Puma CVXDrive LWB (Tier 5): 185, 200, 220, 240; Puma EP LWB (Tier 4A): 170, 185, 200, 215; Puma EP LWB (Tier 4B): 185, 200, 220; Puma LWB: 165, 180, 195, 210; Puma Multicontroller LWB (Tier 5): 185, 200, 220;</p> <p>New Holland: T7 Heavy Duty (Tier 4B): 7.275, 7.290, 7.315; T7 Heavy Duty (Tier 5): 7.275, 7.290, 7.315; T7 LWB (Tier 4A): 7.220, 7.235, 7.250, 7.260, 7.270; T7 LWB (Tier 4B) : 7.230, 7.245, 7.260, 7.270; T7 LWB (Tier 5): 7.230, 7.245, 7.260, 7.270; T7 SWB (Tier 5): 7.225; T7000 Auto Command: 7030, 7040, 7050, 7060, 7070, 7080; T7000 Power Command: 7030, 7040, 7050, 7060;</p> <p>Steyr: Absolut CVT LWB (Tier 5): 6185, 6200, 6220, 6240; CVT (Tier 3): 6165, 6180, 6200, 6210, 6225; CVT EcoTech LWB (Tier 4A): 6170, 6185, 6205, 6215, 6230; CVT EcoTech LWB (Tier 4B): 6185, 6200, 6220, 6240; Terrus CVT (Tier 4B): 6250, 6270, 6300; Terrus CVT (Tier 5): 6250, 6270, 6300;</p>
	<p>Art.Nr. 00.960.523.0-A02 Heavy Duty Drawbars Standard K80® Ball Coupling System </p> <ul style="list-style-type: none"> fits to Original Drawbar Frame (ex factory) <p>Alternative color </p> <p>00.960.523.0-A02 (Black)</p> <p>Technical Values*</p> <p>Lenght (mm): 877 Wide (mm): 240 Assembly-Positions: 2 Thickness (mm): 50 Locking: K80® Manual Max. Permissible D-Value (kN): 102,4 Max. Permissible Vertical Load (kg): 3000</p> <p>Adapted for Tractor</p> <p>Case IH: Optum CVX (Tier 4B): 250, 270, 300; Optum CVXDrive (Tier 5): 250, 270, 300;</p> <p>New Holland: T7 Heavy Duty (Tier 4B): 7.275, 7.290, 7.315; T7 Heavy Duty (Tier 5): 7.275, 7.290, 7.315;</p> <p>Steyr: Terrus CVT (Tier 4B): 6250, 6270, 6300; Terrus CVT (Tier 5): 6250, 6270, 6300;</p>
	<p>Art.Nr. 00.960.524.0-A03 Heavy Duty Drawbars Standard K80® Ball Coupling System </p> <ul style="list-style-type: none"> fits to Sauermann Ladder-Hitch (ex factory) with Drawbar Frame <p>Alternative color </p> <p>00.960.524.0-A03 (CNH-Darkgrey)</p> <p>Technical Values*</p> <p>Working Length (mm): 161 / 251 Lenght (mm): 872 Wide (mm): 345 Assembly-Positions: 2 Thickness (mm): 50 Locking: K80® Manual Max. Permissible D-Value (kN): 120 Max. Permissible Vertical Load (kg): 4000</p> <p>Adapted for Tractor</p> <p>Case IH: Optum CVXDrive (Tier 5): 250, 270, 300; Puma CVXDrive LWB (Tier 5): 185, 200, 220, 240; Puma Multicontroller LWB (Tier 5): 185, 200, 220;</p> <p>New Holland: T7 Heavy Duty (Tier 5): 7.275, 7.290, 7.315; T7 LWB (Tier 5): 7.230, 7.245, 7.260, 7.270;</p> <p>Steyr: Absolut CVT LWB (Tier 5): 6185, 6200, 6220, 6240; Terrus CVT (Tier 5): 6250, 6270, 6300;</p>