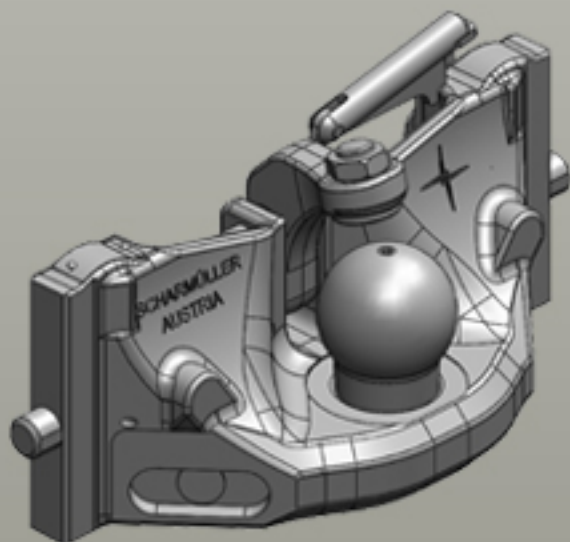




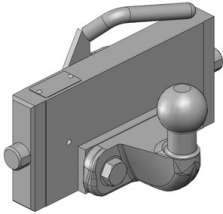

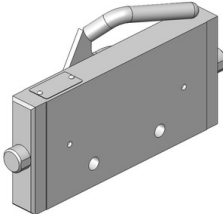

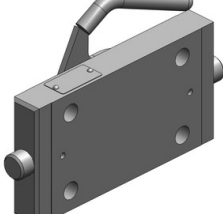

Inserts for Ladder Hitches

Assembly Dimension Scharmüller S32 (225/25/32)



scharmüller 
ANHÄNGERKUPPLUNGEN

Inserts for Ladder Hitches

	<p>Art.Nr. 03.7225.00-A02 Inserts for Ladder Hitches Coupling Inserts ISO 50 (Car) Assembly Dimension Scharmüller S32 (225/25/32)</p> <p>Alternative color </p> <p>03.7225.00-A02 (Black) 03.7225.00-A17 (JD-Green)</p> <p>Technical Values*</p> <p>Thread: M16 Working Length (mm): 95 Adapter Plate Height (mm): 120 Max. Permissible D-Value (kN): 17 Max. Permissible Vertical Load (kg): 200 • Height Adjustable with Grabhandle</p>
	<p>Art.Nr. 03.7225.10-A02 Inserts for Ladder Hitches Adapter Plates Assembly Dimension Scharmüller S32 (225/25/32)</p> <p>Alternative color </p> <p>03.7225.10-A02 (Black) 03.7225.10-A17 (JD-Green)</p> <p>Technical Values*</p> <p>Thread: M16 Hole Pattern Holes: 2 Adapter Plate Height (mm): 120 Max. Permissible D-Value (kN): 25,5 Max. Permissible Vertical Load (kg): 1200 Hole Pattern/Hole Distance (mm): 90 • Height Adjustable with Grabhandle</p>
	<p>Art.Nr. 03.7225.32-A02 Inserts for Ladder Hitches Adapter Plates Assembly Dimension Scharmüller S32 (225/25/32)</p> <p>Alternative color </p> <p>03.7225.32-A02 (Black)</p> <p>Technical Values*</p> <p>Flange Hole Pattern (mm): 140x80 Thread: M20 Hole Pattern Holes: 4 Adapter Plate Height (mm): 120 Max. Permissible D-Value (kN): 25,5 Max. Permissible Vertical Load (kg): 1200 • Height Adjustable with Grabhandle</p>