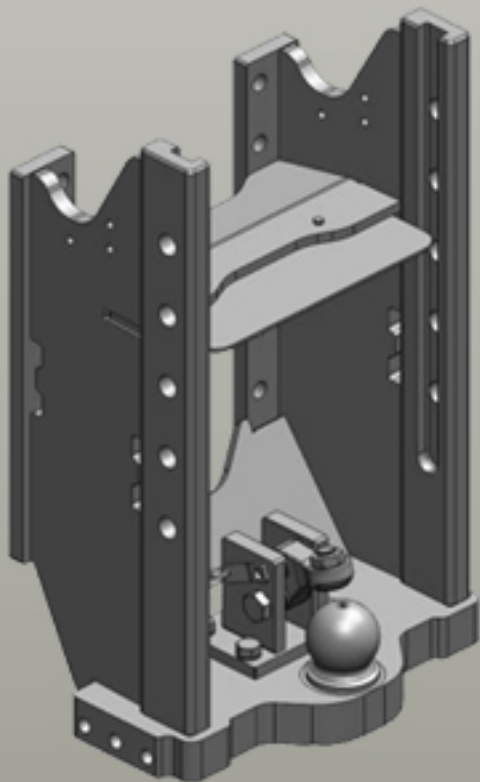
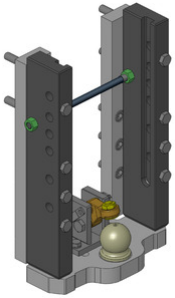

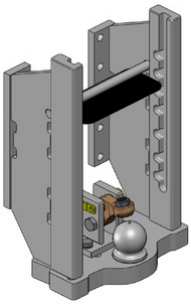



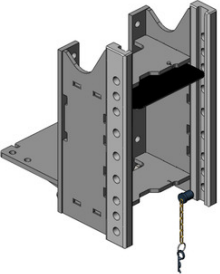

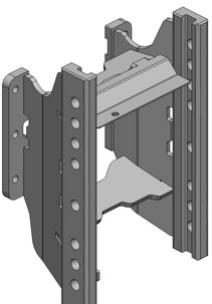





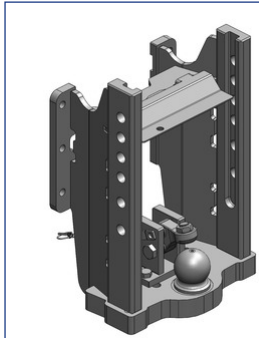
# Ladder Hitches Fiat



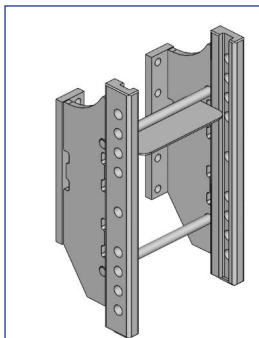
## Ladder Hitches

	<p><b>Art.Nr. 00.158.85.1-A02   Ladder Hitches   Standard</b>  K80® Ball Coupling System   Assembly Dimension Scharmüller S32 (330/25/32)</p> <p><b>Alternative color</b> </p> <p>00.158.85.1-A02 (Black )</p> <p><b>Technical Values*</b></p> <p><b>Locking:</b> K80® Manual   <b>Max. Permissible D-Value (kN):</b> 91,3   <b>Max. Permissible Vertical Load (kg):</b> 4000</p> <p><b>Adapted for Tractor</b></p> <p><b>Fiat:</b> G: 170, 190, 210, 240;  <b>Ford:</b> 8070: 8670, 8770, 8870, 8970;  <b>New Holland:</b> 8070: 8670, 8770, 8870, 8970; G : 170 , 190 , 210 , 240 ;</p>
	<p><b>Art.Nr. 00.158.90.0-A02   Ladder Hitches   Standard</b>  K80® Ball Coupling System   Assembly Dimension JSV-Scharmüller (325/25/26)</p> <p><b>Alternative color</b> </p> <p>00.158.90.0-A02 (Black )</p> <p><b>Technical Values*</b></p> <p><b>Locking:</b> K80® Manual   <b>Max. Permissible D-Value (kN):</b> 84,1   <b>Max. Permissible Vertical Load (kg):</b> 3000</p> <p><b>Adapted for Tractor</b></p> <p><b>Fiat:</b> 80DT: 1180, 1280, 1380, 1580, 1880; 90 DT: 115-90, 130-90, 140-90, 160-90, 180-90; DT: 1000, 1300;</p>
	<p><b>Art.Nr. 00.281.02.0-A02   Ladder Hitches   Standard</b>  Assembly Dimension Scharmüller S32 (330/25/32)</p> <p><b>Alternative color</b> </p> <p>00.281.02.0-A02 (Black )</p> <p><b>Technical Values*</b></p> <p><b>Max. Permissible D-Value (kN):</b> 72   <b>Max. Permissible Vertical Load (kg):</b> 2000</p> <p><b>Adapted for Tractor</b></p> <p><b>Fiat:</b> 80DT: 1180, 1280, 1380, 1580, 1880; 90 DT: 115-90, 130-90, 140-90, 160-90, 180-90; DT: 1000, 1300;</p>
	<p><b>Art.Nr. 00.284.02.0-A02   Ladder Hitches   Standard</b>  Assembly Dimension Scharmüller S32 (330/25/32)</p> <p><b>Alternative color</b> </p> <p>00.284.02.0-A02 (Black )</p> <p><b>Technical Values*</b></p> <p><b>Max. Permissible D-Value (kN):</b> 48,5   <b>Max. Permissible Vertical Load (kg):</b> 2500</p> <p><b>Adapted for Tractor</b></p> <p><b>Fiat:</b> 80DT: 880, 980; 90 DT: 100-90, 110-90, 90-90;</p>
	<p><b>Art.Nr. 00.286.03.3-A03   Ladder Hitches   Standard</b>  Assembly Dimension Scharmüller S32 (330/25/32)</p> <p><b>Alternative color</b> </p> <p>00.286.03.3-A03 (CNH-Darkgrey)</p> <p><b>Technical Values*</b></p> <p><b>Max. Permissible D-Value (kN):</b> 60   <b>Max. Permissible Vertical Load (kg):</b> 2000</p> <p><b>Adapted for Tractor</b></p> <p><b>Case IH:</b> Farmall A: 105, 115, 65, 75, 85, 95; Farmall C EP (Tier 3B): 105, 85, 95; Farmall U EP: 105, 115, 95; JX: 60, 70, 80, 90, 95; JXU: 100, 105, 115, 70, 75, 80, 85, 90, 95; JXU Maxxima: 1070, 1080, 1090, 1100;  <b>Fiat:</b> 66 DT: 55-66, 60-66, 65-66, 70-66; 88 DT: 65-88, 70-88, 80-88; 90 DT: 55-90, 60-90, 65-90, 70-90, 80-90, 85-90; 94 DT: 60-94, 65-94, 72-94, 82-94, 88-94;  <b>T4 (Tier 3):</b> 4.105, 4.75, 4.85, 4.95; <b>T5 (Tier 4A):</b> 5.105, 5.115, 5.75, 5.85, 5.95; <b>T5 Dual Command:</b> 5.105, 5.115, 5.95; <b>T5 Electro Command:</b> 5.105, 5.115, 5.95;  <b>New Holland:</b> <b>T5 Electro Command (Tier 4B):</b> 5.100, 5.110, 5.120; <b>T5 Range Command:</b> 5.105, 5.115, 5.95; <b>T5000:</b> 5030, 5040, 5050, 5060, 5070; <b>TD-D:</b> 60, 70, 75, 80, 85, 90, 95; <b>TD4000F:</b> 4020, 4030, 4040; <b>TD5:</b> 5.105, 5.115, 5.65, 5.75, 5.85, 5.95; <b>TD5000:</b> 5010, 5020, 5030, 5040, 5050; <b>TL:</b> 100, 70, 80, 90; <b>TL-A:</b> 100, 70, 80, 90;  <b>Steyr:</b> Kompakt EcoTech (Tier 3): 4085, 4095, 4105;</p>

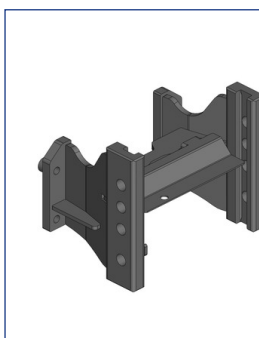
## Ladder Hitches



<b>Art.Nr. 00.286.80.2-A03   Ladder Hitches   Standard</b>	
K80® Ball Coupling System   Assembly Dimension Scharmüller S32 (330/25/32)	
Alternative color	
00.286.80.2-A03 (CNH-Darkgrey)	
Technical Values*	
Locking: K80® Manual   Max. Permissible D-Value (kN): 60   Max. Permissible Vertical Load (kg): 3000	
Adapted for Tractor	
Case IH:	Farmall A: 105, 115, 65, 75, 85, 95; Farmall C EP (Tier 3B): 105, 85, 95; Farmall U EP: 105, 115, 95; JX: 60, 70, 80, 90, 95; JXC Maxxima: 1060, 1070, 1075, 1085, 1095; JXU: 100, 105, 115, 70, 75, 80, 85, 90, 95; JXU Maxxima: 1070, 1080, 1090, 1100;
Fiat:	66 DT: 55-66, 60-66, 65-66, 70-66; 88 DT: 65-88, 70-88, 80-88; 90 DT: 55-90, 60-90, 65-90, 70-90, 80-90, 85-90; 94 DT: 60-94, 65-94, 72-94, 82-94, 88-94;
New Holland:	T4 (Tier 3): 4.105, 4.75, 4.85, 4.95; T5 (Tier 4A): 5.105, 5.115, 5.75, 5.85, 5.95; T5 Dual Command: 5.105, 5.115, 5.95; T5 Electro Command: 5.105, 5.115, 5.95; T5 Electro Command (Tier 4B): 5.100, 5.110, 5.120; T5 Range Command: 5.105, 5.115, 5.95; T5000: 5030, 5040, 5050, 5060, 5070; TD-D: 60, 70, 75, 80, 85, 90, 95; TD4000F: 4020, 4030, 4040; TD5: 5.105, 5.115, 5.65, 5.75, 5.85, 5.95; TD5000: 5010, 5020, 5030, 5040, 5050; TL: 100, 70, 80, 90; TL-A: 100, 70, 80, 90;
Steyr:	Kompakt EcoTech (Tier 3): 4085, 4095, 4105;



<b>Art.Nr. 00.289.00.0-A02   Ladder Hitches   Standard</b>	
Assembly Dimension Scharmüller S32 (330/25/32)	
Alternative color	
00.289.00.0-A02 (Black )	
Technical Values*	
Max. Permissible D-Value (kN): 82,4   Max. Permissible Vertical Load (kg): 2000	
Adapted for Tractor	
Fiat:	M: 100, 115, 135, 160; Winner: F100, F110, F115, F120, F130, F140;



<b>Art.Nr. 00.286.15.1-A03   Ladder Hitches   Short</b>	
Assembly Dimension Scharmüller S32 (330/25/32)	
Alternative color	
00.286.15.1-A03 (CNH-Darkgrey)	
Technical Values*	
Max. Permissible D-Value (kN): 60   Max. Permissible Vertical Load (kg): 2000	
Adapted for Tractor	
Case IH:	Farmall A: 105, 115, 65, 75, 85, 95; Farmall C EP (Tier 3B): 105, 85, 95; Farmall U EP: 105, 115, 95; JX: 60, 70, 80, 90, 95; JXU: 100, 105, 115, 70, 75, 80, 85, 90, 95; JXU Maxxima: 1070, 1080, 1090, 1100;
Fiat:	66 DT: 55-66, 60-66, 65-66, 70-66; 88 DT: 65-88, 70-88, 80-88; 90 DT: 55-90, 60-90, 65-90, 70-90, 80-90, 85-90; 94 DT: 60-94, 65-94, 72-94, 82-94, 88-94;
New Holland:	T4 (Tier 3): 4.105, 4.75, 4.85, 4.95; T5 (Tier 4A): 5.105, 5.115, 5.75, 5.85, 5.95; T5 Dual Command: 5.105, 5.115, 5.95; T5 Electro Command: 5.105, 5.115, 5.95; T5 Electro Command (Tier 4B): 5.100, 5.110, 5.120; T5 Range Command: 5.105, 5.115, 5.95; T5000: 5030, 5040, 5050, 5060, 5070; TD-D: 60, 70, 75, 80, 85, 90, 95; TD4000F: 4020, 4030, 4040; TD5: 5.105, 5.115, 5.65, 5.75, 5.85, 5.95; TD5000: 5010, 5020, 5030, 5040, 5050; TL: 100, 70, 80, 90; TL-A: 100, 70, 80, 90;
Steyr:	Kompakt EcoTech (Tier 3): 4085, 4095, 4105;