

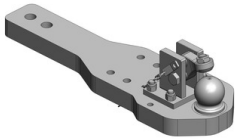



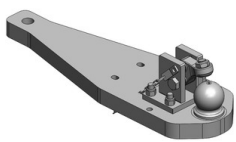



# Heavy Duty Drawbars

## Case IH | Puma CVXDrive SWB (Tier 5)



## Heavy Duty Drawbars

	<p><b>Art.Nr. 00.960.594.0-A02   Heavy Duty Drawbars   Standard</b>  K80® Ball Coupling System  </p> <ul style="list-style-type: none"> <li>fits to Scharmüller Ladder-Hitch with Drawbar Frame</li> </ul> <p><b>Alternative color</b> </p> <p>00.960.594.0-A02 (Black )</p> <p><b>Technical Values*</b></p> <p><b>Lenght (mm):</b> 760   <b>Wide (mm):</b> 240   <b>Assembly-Positions:</b> 2   <b>Thickness (mm):</b> 50   <b>Locking:</b> K80® Manual   <b>Max. Permissible D-Value (kN):</b> 89,3   <b>Max. Permissible Vertical Load (kg):</b> 4000</p> <p><b>Adapted for Tractor</b></p> <p><b>Case IH:</b> Maxxum (Tier 4B), Maxxum CVX (Tier 4B), Maxxum CVX-EP, Maxxum EP, Maxxum Multicontroller (Tier 4B), Puma CVX EP SWB (Tier 4A), Puma CVX EP SWB (Tier 4B), Puma CVXDrive SWB (Tier 5), Puma EP SWB (Tier 4A), Puma EP SWB (Tier 4B), Puma Multicontroller SWB (Tier 5), Puma SWB T6, T6 (Tier 4B), T6000 Range &amp; Power Command, T7 LWB (Tier 5), T7 SWB (Tier 4A), T7 SWB (Tier 4B), T7 SWB (Tier 5)  <b>New Holland:</b> T6000 Range &amp; Power Command, T7 SWB (Tier 4A), T7 SWB (Tier 4B), T7 SWB (Tier 5)  <b>Steyr:</b> CVT EcoTech SWB (Tier 4A), CVT EcoTech SWB (Tier 4B), Impuls CVT SWB (Tier 5), Profi CVT EcoTech (Tier 4)</p>
	<p><b>Art.Nr. 00.960.594.1-SET2-A02   Heavy Duty Drawbars   Standard</b>  K80® Ball Coupling System  </p> <ul style="list-style-type: none"> <li>fits to Sauermann Ladder-Hitch (ex factory) without Drawbar Frame</li> </ul> <p><b>Alternative color</b> </p> <p>00.960.594.1-SET2-A02 (Black )</p> <p><b>Technical Values*</b></p> <p><b>Lenght (mm):</b> 760   <b>Wide (mm):</b> 240   <b>Assembly-Positions:</b> 2   <b>Thickness (mm):</b> 50   <b>Locking:</b> K80® Manual   <b>Max. Permissible D-Value (kN):</b> 86,1   <b>Max. Permissible Vertical Load (kg):</b> 3000</p> <p><b>Adapted for Tractor</b></p> <p><b>Case IH:</b> Puma CVX EP SWB (Tier 4A): 130, 145, 160; Puma CVX EP SWB (Tier 4B): 150, 165, 175; Puma CVXDrive SWB (Tier 5): 150, 165, 175; Puma EP SWB (Tier 4A): 125, 140, 155, 160; Puma EP SWB (Tier 4B): 150, 165; Puma SWB: 125, 130, 140, 145, 155, 160;  <b>New Holland:</b> T6000 Range &amp; Power Command: 6030, 6050, 6070, 6080, 6090; T7 SWB (Tier 4A): 7.170, 7.185, 7.200, 7.210; T7 SWB (Tier 4B): 7.175, 7.190, 7.210, 7.225;  <b>Steyr:</b> CVT EcoTech SWB (Tier 4A): 6130, 6145, 6160; CVT EcoTech SWB (Tier 4B): 6150, 6165, 6175;</p>
	<p><b>Art.Nr. 00.960.597.5-A02   Heavy Duty Drawbars   Standard</b>  K80® Ball Coupling System  </p> <ul style="list-style-type: none"> <li>fits to Sauermann Ladder-Hitch (ex factory) with Drawbar Frame</li> </ul> <p><b>Alternative color</b> </p> <p>00.960.597.5-A02 (Black )</p> <p><b>Technical Values*</b></p> <p><b>Working Length (mm):</b> 180   <b>Lenght (mm):</b> 765   <b>Wide (mm):</b> 230   <b>Assembly-Positions:</b> 1   <b>Thickness (mm):</b> 45   <b>Locking:</b> K80® Manual   <b>Max. Permissible D-Value (kN):</b> 89,3   <b>Max. Permissible Vertical Load (kg):</b> 3000</p> <p><b>Adapted for Tractor</b></p> <p><b>Case IH:</b> Puma CVX EP SWB (Tier 4B): 150, 165, 175; Puma CVXDrive SWB (Tier 5): 150, 165, 175; Puma EP SWB (Tier 4B): 150, 165; Puma Multicontroller SWB (Tier 5): 150, 165; Puma X (Tier 5): 140, 150, 165;  <b>New Holland:</b> T7 SWB (Tier 4B) : 7.165, 7.175, 7.190, 7.210, 7.225; T7 SWB (Tier 5): 7.165 S, 7.175, 7.190, 7.210;  <b>Steyr:</b> CVT EcoTech SWB (Tier 4B): 6150, 6165, 6175; Impuls CVT SWB (Tier 5): 6150, 6165, 6175;</p>