

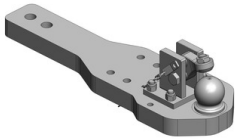



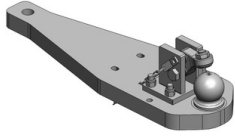



Heavy Duty Drawbars

Case IH | Puma CVX EP SWB (Tier 4A)



Heavy Duty Drawbars

	Art.Nr. 00.960.594.0-A02 Heavy Duty Drawbars Standard K80® Ball Coupling System
	<ul style="list-style-type: none"> fits to Scharmüller Ladder-Hitch with Drawbar Frame
	Alternative color  00.960.594.0-A02 (Black)
	Technical Values*
	Lenght (mm): 760 Wide (mm): 240 Assembly-Positions: 2 Thickness (mm): 50 Locking: K80® Manual Max. Permissible D-Value (kN): 89,3 Max. Permissible Vertical Load (kg): 4000
Adapted for Tractor	
Case IH: Maxxum (Tier 4B), Maxxum CVX (Tier 4B), Maxxum CVX-EP, Maxxum EP, Maxxum Multicontroller (Tier 4B), Puma CVX EP SWB (Tier 4A), Puma CVX EP SWB (Tier 4B), Puma CVXDrive SWB (Tier 5), Puma EP SWB (Tier 4A), Puma EP SWB (Tier 4B), Puma Multicontroller SWB (Tier 5), Puma SWB T6, T6 (Tier 4B), T6000 Range & Power Command, T7 LWB (Tier 5), T7 SWB (Tier 4A), T7 SWB (Tier 4B) , T7 SWB (Tier 5) New Holland: CVT EcoTech SWB (Tier 4A), CVT EcoTech SWB (Tier 4B), Impuls CVT SWB (Tier 5), Profi CVT EcoTech (Tier 4) Steyr:	
	Art.Nr. 00.960.594.1-SET2-A02 Heavy Duty Drawbars Standard K80® Ball Coupling System
	<ul style="list-style-type: none"> fits to Saueremann Ladder-Hitch (ex factory) without Drawbar Frame
	Alternative color  00.960.594.1-SET2-A02 (Black)
	Technical Values*
	Lenght (mm): 760 Wide (mm): 240 Assembly-Positions: 2 Thickness (mm): 50 Locking: K80® Manual Max. Permissible D-Value (kN): 86,1 Max. Permissible Vertical Load (kg): 3000
Adapted for Tractor	
Case IH: Puma CVX EP SWB (Tier 4A): 130, 145, 160; Puma CVX EP SWB (Tier 4B): 150, 165, 175; Puma CVXDrive SWB (Tier 5): 150, 165, 175; Puma EP SWB (Tier 4A): 125, 140, 155, 160; Puma EP SWB (Tier 4B): 150, 165; Puma SWB: 125, 130, 140, 145, 155, 160; New Holland: T6000 Range & Power Command: 6030, 6050, 6070, 6080, 6090; T7 SWB (Tier 4A): 7.170, 7.185, 7.200, 7.210; T7 SWB (Tier 4B) : 7.175, 7.190, 7.210, 7.225; Steyr: CVT EcoTech SWB (Tier 4A): 6130, 6145, 6160; CVT EcoTech SWB (Tier 4B): 6150, 6165, 6175;	
	Art.Nr. 00.960.597.3-A02 Heavy Duty Drawbars Standard K80® Ball Coupling System
	<ul style="list-style-type: none"> fits to Saueremann Ladder-Hitch (ex factory) with Drawbar Frame
	Alternative color  00.960.597.3-A02 (Black)
	Technical Values*
	Lenght (mm): 765 Wide (mm): 230 Assembly-Positions: 1 Thickness (mm): 45 Locking: K80® Manual Max. Permissible D-Value (kN): 89,3 Max. Permissible Vertical Load (kg): 3000
Adapted for Tractor	
Case IH: Puma CVX EP SWB (Tier 4A): 130, 145, 160; Puma EP SWB (Tier 4A): 125, 140, 155, 160; New Holland: T6000 Range & Power Command: 6030, 6050, 6070, 6080, 6090; T7 SWB (Tier 4A): 7.170, 7.185, 7.200, 7.210; Steyr: CVT EcoTech SWB (Tier 4A): 6130, 6145, 6160;	