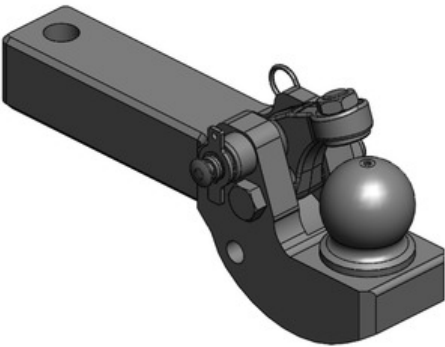





**Art.Nr. 00.429.00.2-A20 | Pick-Up Hitches | Inserts K80®**

	K80® Ball Coupling System
	Alternative color 
	00.429.00.2-A20 (Pöttinger-Red)
	Technical Values*
	Working Length (mm): 360   Length (mm): 445   Max. Permissible D-Value (kN): 89,3   Max. Permissible Vertical Load (kg): 2000   Drilled Hole Ø (mm): 30,5   Shaft Height x Width: 70x80   Pick-Up Hitch Producer: fits with Dromone
	Adapted for Tractor
<b>Claas:</b>	<b>Axion 800 (A30/A31):</b> 810, 820, 830, 840, 850; <b>Axion 800 (A40/A41):</b> 800, 810, 820, 830, 840, 850, 870; <b>Axion 800 (A60/A61):</b> 800, 810, 820, 830, 840, 850, 870; <b>Axion 900 (A23):</b> 920, 930, 940, 950; <b>Axion 900 (A44):</b> 920, 930, 940, 950;
<b>Fendt:</b>	<b>Vario 700/800:</b> 711, 712, 714, 716, 718, 815, 816, 817, 818, 820; <b>Vario 900:</b> 916, 920, 922, 924, 926, 927, 930, 933, 936;
<b>John Deere:</b>	<b>8030:</b> 8130, 8230, 8330, 8430, 8530; <b>8R (Tier 3A):</b> 8.245, 8.270, 8.295, 8.320, 8.345; <b>8R (Tier 3B):</b> 8.260, 8.285, 8.310, 8.335, 8.360;
<b>Massey Ferguson:</b>	<b>6400 Dyna-4 (Tier 2):</b> 6485, 6490, 6495; <b>6400 Dyna-6 (Tier 3):</b> 6485, 6490, 6495, 6497, 6499; <b>7465-7499:</b> 7465, 7475, 7480, 7485, 7490, 7495, 7497, 7499; <b>7600 Dyna-6:</b> 7615, 7616, 7618, 7619, 7620, 7622, 7624, 7626; <b>7600 Dyna-VT:</b> 7615, 7616, 7618, 7619, 7620, 7622, 7624; <b>8200:</b> 8210, 8220, 8230, 8240, 8250, 8260, 8270, 8280; <b>8400:</b> 8450, 8460, 8470, 8480; <b>8600:</b> 8650, 8660, 8670, 8680, 8690; <b>8700 Dyna-VT:</b> 8727, 8730, 8732, 8735, 8737, 8740;
<b>McCormick:</b>	<b>MTX:</b> 165, 175, 185;
<b>Valtra:</b>	<b>N4-Serie:</b> 104, 114E, 124, 134, 154E, 174; <b>S2-Serie:</b> 232, 262, 292, 322, 352; <b>S3-Serie:</b> 233, 263, 293, 323, 353; <b>S4-Serie:</b> 274, 294, 324, 354, 374, 394; <b>T4-Serie :</b> 144, 154, 174, 174Eco, 194, 214, 234;

**Attachments**

<b>Art.Nr. 10.730.800.0</b> Covering Caps Foam Rings 	<b>Art.Nr. 20.412.000</b> Covering Caps Foam Rings 	<b>Art.Nr. 10.333.3280.0</b> Wear Gauge 	<b>Art.Nr. 20.600.122-SET</b> Maintenance Accessories 	<b>Art.Nr. 20.600.123</b> Maintenance Accessories 
<b>Art.Nr. 20.600.125</b> Maintenance Accessories 				

**Compatibly with**

**Art.Nr. 00.520.33.0-A02**  
For K80®-Pickup Hitch Inserts

