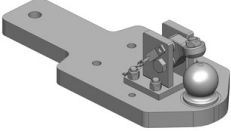

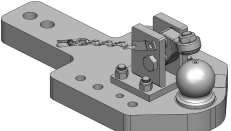

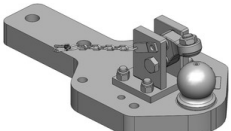

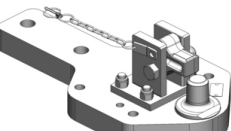





Heavy Duty Drawbars Valtra | XM-Serie



Heavy Duty Drawbars

	<p>Art.Nr. 00.960.366.0-A11 Heavy Duty Drawbars Standard K80® Ball Coupling System </p> <p>Alternative color </p> <p>00.960.366.0-A11 (AGCO-Grey)</p> <p>Technical Values*</p> <p>Lenght (mm): 627 Wide (mm): 270 Assembly-Positions: 1 Thickness (mm): 40 Locking: K80® Manual Max. Permissible D-Value (kN): 56,4 Max. Permissible Vertical Load (kg): 2000</p> <p>Adapted for Tractor</p> <p>Terrion: ATM 3000: 3140, 3160, 3180; 6000: 6000, 6100, 6200, 6250Hi, 6300, 6350Hi, 6400, 6550Hi, 6600, 6650Hi, 6750Hi, 6800, 6850Hi, 6900; 8000: 8000, 8050, 8100, 8150, 8200, 8300, 8350, 8400, 8450, 8550, 8600, 8750, 8900, 8950; C-Series: 100, 110, 120, 130, 150, 90; M-Series: 120, 130, 150; N1/2-Series: 101, 111e, 121, 122, 134, 141, 142, 82, 91, 92; N3-Series: 103, 103.4, 113, 123, 143, 163, 93; T-Series: 120, 130, 140, 150, 160, 170, 180, 190; T1-Series: 121, 131, 151e, 161, 171, 191; T2-Series: 132, 152, 162e, 172, 182, 202; T3-Series: 133, 153, 163e, 173, 183, 193, 203, 213; XM-Series: 130, 150;</p>
	<p>Art.Nr. 00.960.367.0-A11 Heavy Duty Drawbars Standard K80® Ball Coupling System </p> <p>Alternative color </p> <p>00.960.367.0-A11 (AGCO-Grey)</p> <p>Technical Values*</p> <p>Lenght (mm): 567 Wide (mm): 292 Assembly-Positions: 2 Thickness (mm): 50 Locking: K80® Manual Max. Permissible D-Value (kN): 61,3 Max. Permissible Vertical Load (kg): 3000</p> <p>Adapted for Tractor</p> <p>Valtra: 6000: 6000, 6100, 6200, 6250Hi, 6300, 6350Hi, 6400, 6550Hi, 6600, 6650Hi, 6750Hi, 6800, 6850Hi, 6900; 8000: 8000, 8050, 8100, 8150, 8200, 8300, 8350, 8400, 8450, 8550, 8600, 8750, 8800, 8850, 8950; C-Series: 100, 110, 120, 130, 150, 90; M-Series: 120, 130, 150; N1/2-Series: 101, 111e, 121, 122, 134, 141, 142, 82, 91, 92; N3-Series: 103, 103.4, 113, 123, 143, 163, 93; T-Series: 120, 130, 140, 150, 160, 170, 180, 190; T1-Series: 121, 131, 151e, 161, 171, 191; T2-Series: 132, 152, 162e, 172, 182, 202; T3-Series: 133, 153, 163e, 173, 183, 193, 203, 213; XM-Series: 130, 150;</p>
	<p>Art.Nr. 00.960.368.0-A11 Heavy Duty Drawbars Standard K80® Ball Coupling System </p> <p>Alternative color </p> <p>00.960.368.0-A11 (AGCO-Grey)</p> <p>Technical Values*</p> <p>Lenght (mm): 567 Wide (mm): 292 Assembly-Positions: 2 Thickness (mm): 50 Locking: K80® Manual Max. Permissible D-Value (kN): 88 Max. Permissible Vertical Load (kg): 4000</p> <p>Adapted for Tractor</p> <p>Valtra: C-Series: 100, 110, 120, 130, 150, 90; M-Series: 120, 130, 150; N1/2-Series: 101, 111e, 121, 122, 134, 141, 142, 82, 91, 92; N3-Series: 103, 103.4, 113, 123, 143, 163, 93; T-Series: 120, 130, 140, 150, 160, 170, 180, 190; T1-Series: 121, 131, 151e, 161, 171, 191; T2-Series: 132, 152, 162e, 172, 182, 202; T3-Series: 133, 153, 163e, 173, 183, 193, 203, 213; XM-Series: 130, 150;</p>
	<p>Art.Nr. 00.961.368.0-A11 Heavy Duty Drawbars Standard Draw-Pin (Pitonfix) </p> <p>Alternative color </p> <p>00.961.368.0-A11 (AGCO-Grey)</p> <p>Technical Values*</p> <p>Lenght (mm): 567 Wide (mm): 292 Assembly-Positions: 2 Thickness (mm): 50 Locking: Draw Pin (Pitonfix) Manual Max. Permissible D-Value (kN): 88 Max. Permissible Vertical Load (kg): 3000</p> <p>Adapted for Tractor</p> <p>Valtra: 6000: 6000, 6100, 6200, 6250Hi, 6300, 6350Hi, 6400, 6550Hi, 6600, 6650Hi, 6750Hi, 6800, 6850Hi, 6900; 8000: 8000, 8050, 8100, 8150, 8200, 8300, 8350, 8400, 8450, 8550, 8600, 8750, 8800, 8850, 8950; C-Series: 100, 110, 120, 130, 150, 90; M-Series: 120, 130, 150; N1/2-Series: 101, 111e, 121, 122, 134, 141, 142, 82, 91, 92; N3-Series: 103, 103.4, 113, 123, 143, 163, 93; T-Series: 120, 130, 140, 150, 160, 170, 180, 190; T1-Series: 121, 131, 151e, 161, 171, 191; T2-Series: 132, 152, 162e, 172, 182, 202; T3-Series: 133, 153, 163e, 173, 183, 193, 203, 213; XM-Series: 130, 150;</p>