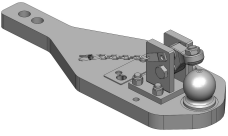

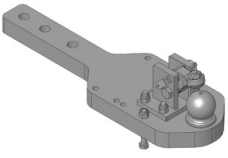

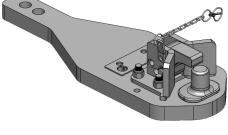





Heavy Duty Drawbars Claas | Ares 800



Heavy Duty Drawbars

	<p>Art.Nr. 00.960.640.0-A11 Heavy Duty Drawbars Standard K80® Ball Coupling System </p> <ul style="list-style-type: none"> Fits up to Chassis-Number: B150019 at MF 5425-5480 / V285018 at MF 6445-6480 / A1906771 at Claas Arion 500/600 □□ fits to Original Ladder Hitch (ex factory) with Drawbar Frame <p>Alternative color </p> <p>00.960.640.0-A11 (AGCO-Grey)</p> <p>Technical Values*</p> <p>Length (mm): 703 Wide (mm): 245 Assembly-Positions: 1 Thickness (mm): 40 Locking: K80® Manual Max. Permissible D-Value (kN): 78,5 Max. Permissible Vertical Load (kg): 3000</p> <p>Adapted for Tractor</p> <p>Challenger: MT 500 B AutoPower IV: 525, 535, 545; Claas: Ares 500/600: 546, 547, 556, 557, 566, 567, 577, 616, 617, 656, 657, 696, 697; Ares 800: 816, 826, 836; Arion 500 (A18): 510, 520, 530, 540; Arion 500 (A34/A35): 530, 540, 550; Arion 600 (A19/A20): 610, 620, 630, 640; Arion 600 (A36/A37): 620, 630, 640, 650; Massey Ferguson: 5400: 5425, 5435, 5445, 5455, 5460, 5465, 5470, 5475, 5480; 6200: 6235, 6245, 6255, 6260, 6265, 6270, 6280, 6290; 6400 Dyna-4 (Tier 2): 6485, 6490, 6495; 6400 Dyna-4/6 / Dynashift: 6445, 6455, 6460, 6465, 6470, 6475, 6480;</p>
	<p>Art.Nr. 00.960.642.0-A11 Heavy Duty Drawbars Standard K80® Ball Coupling System </p> <ul style="list-style-type: none"> fits to Scharmüller Ladder-Hitch with Drawbar Frame <p>Alternative color </p> <p>00.960.642.0-A11 (AGCO-Grey)</p> <p>Technical Values*</p> <p>Length (mm): 775 Wide (mm): 245 Assembly-Positions: 3 Thickness (mm): 50 Locking: K80® Manual Max. Permissible D-Value (kN): 93,6 Max. Permissible Vertical Load (kg): 4000</p> <p>Adapted for Tractor</p> <p>Claas: Ares 800: 816, 826, 836; Massey Ferguson: 6400 Dyna-4 (Tier 2): 6485, 6490, 6495;</p>
	<p>Art.Nr. 00.961.640.0-A11 Heavy Duty Drawbars Standard Draw-Pin (Pitonfix) </p> <ul style="list-style-type: none"> Fits up to Chassis-Number: B150019 at MF 5425-5480 / V285018 at MF 6445-6480 / A1906771 at Claas Arion 500/600 □□ fits to Original Ladder Hitch (ex factory) with Drawbar Frame <p>Alternative color </p> <p>00.961.640.0-A11 (AGCO-Grey)</p> <p>Technical Values*</p> <p>Length (mm): 703 Wide (mm): 245 Assembly-Positions: 2 Thickness (mm): 40 Locking: Draw Pin (Pitonfix) Manual Max. Permissible D-Value (kN): 78,5 Max. Permissible Vertical Load (kg): 3000</p> <p>Adapted for Tractor</p> <p>Challenger: MT 500 B AutoPower IV: 525, 535, 545; Claas: Ares 500/600: 546, 547, 556, 557, 566, 567, 577, 616, 617, 656, 657, 696, 697; Ares 800: 816, 826, 836; Arion 500 (A18): 510, 520, 530, 540; Arion 500 (A34/A35): 530, 540, 550; Arion 600 (A19/A20): 610, 620, 630, 640; Arion 600 (A36/A37): 620, 630, 640, 650; Massey Ferguson: 5400: 5425, 5435, 5445, 5455, 5460, 5465, 5470, 5475, 5480; 6200: 6235, 6245, 6255, 6260, 6265, 6270, 6280, 6290; 6400 Dyna-4 (Tier 2): 6485, 6490, 6495;</p>