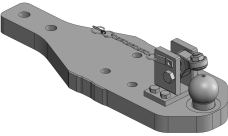

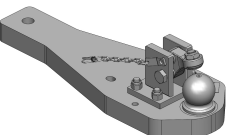

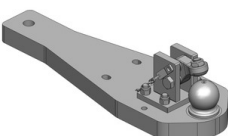

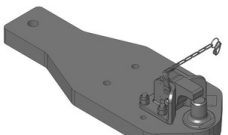





# Heavy Duty Drawbars Massey Ferguson | 6700 S Dyna-6



## Heavy Duty Drawbars

	<p><b>Art.Nr. 00.960.440.0-A29   Heavy Duty Drawbars   Standard</b>  K80® Ball Coupling System  </p> <ul style="list-style-type: none"> <li>fits to Scharmüller Ladder-Hitch with Drawbar Frame</li> </ul> <p><b>Alternative color</b> </p> <p>00.960.440.0-A29 (Claas-Grey)</p> <p><b>Technical Values*</b></p> <p><b>Working Length (mm):</b> 142   <b>Lenght (mm):</b> 770   <b>Wide (mm):</b> 258   <b>Assembly-Positions:</b> 2   <b>Thickness (mm):</b> 50   <b>Locking:</b> K80® Manual   <b>Max. Permissible D-Value (kN):</b> 89,3   <b>Max. Permissible Vertical Load (kg):</b> 4000</p> <p><b>Adapted for Tractor</b></p> <p><b>Claas:</b> <b>Arion 500 (A34/A35):</b> 530, 540, 550; <b>Arion 500 (A74/A75):</b> 510, 530, 540, 550; <b>Arion 500 (A94/A95):</b> 510, 530, 550; <b>Arion 600 (A36/A37):</b> 620, 630, 640, 650; <b>Arion 600 (A76/A77):</b> 610, 620, 630, 640, 650, 660; <b>Arion 600 (A96/A97):</b> 610, 630, 650, 660;</p> <p><b>Massey Ferguson:</b> <b>6600 Dyna-6:</b> 6613, 6614, 6615, 6616; <b>6700 S Dyna-6:</b> 6713, 6714, 6715, 6716, 6718; <b>7600 Dyna-6:</b> 7615, 7616, 7618; <b>7700 Dyna-6:</b> 7715, 7716, 7718;</p>
	<p><b>Art.Nr. 00.960.639.0-A11   Heavy Duty Drawbars   Standard</b>  K80® Ball Coupling System  </p> <ul style="list-style-type: none"> <li>Fits up from Chassis-Number: V285019 at MF 6445-6480 / A1906772 at Claas Arion 500/600  </li> <li><input type="checkbox"/> fits to Original Ladder Hitch (ex factory) with Drawbar Frame</li> </ul> <p><b>Alternative color</b> </p> <p>00.960.639.0-A11 (AGCO-Grey)</p> <p><b>Technical Values*</b></p> <p><b>Lenght (mm):</b> 700   <b>Wide (mm):</b> 245   <b>Assembly-Positions:</b> 1   <b>Thickness (mm):</b> 50   <b>Locking:</b> K80® Manual   <b>Max. Permissible D-Value (kN):</b> 78,5   <b>Max. Permissible Vertical Load (kg):</b> 3000</p> <p><b>Adapted for Tractor</b></p> <p><b>Claas:</b> <b>Arion 500 (A18):</b> 510, 520, 530, 540; <b>Arion 600 (A19/A20):</b> 610, 620, 630, 640;</p> <p><b>Massey Ferguson:</b> <b>6400 Dyna-4/6 / Dynashift:</b> 6445, 6455, 6460, 6465, 6470, 6475, 6480; <b>6600 Dyna-6:</b> 6613, 6614, 6615, 6616; <b>6700 S Dyna-6:</b> 6713, 6714, 6715, 6716, 6718; <b>7600 Dyna-6:</b> 7615, 7616, 7618; <b>7700 Dyna-6:</b> 7715, 7716, 7718;</p>
	<p><b>Art.Nr. 00.960.639.1-A11   Heavy Duty Drawbars   Standard</b>  K80® Ball Coupling System  </p> <ul style="list-style-type: none"> <li>Fits up from Chassis-Number: V285019 at MF 6445-6480 / A1906772 at Claas Arion 500/600  </li> <li><input type="checkbox"/> fits to Original Pitonfix Ladder Hitch (ex factory) with Drawbar Frame</li> </ul> <p><b>Alternative color</b> </p> <p>00.960.639.1-A11 (AGCO-Grey)</p> <p><b>Technical Values*</b></p> <p><b>Lenght (mm):</b> 738   <b>Wide (mm):</b> 245   <b>Assembly-Positions:</b> 1   <b>Thickness (mm):</b> 50   <b>Locking:</b> K80® Manual   <b>Max. Permissible D-Value (kN):</b> 78,5   <b>Max. Permissible Vertical Load (kg):</b> 3000</p> <p><b>Adapted for Tractor</b></p> <p><b>Claas:</b> <b>Arion 500 (A18):</b> 510, 520, 530, 540; <b>Arion 600 (A19/A20):</b> 610;</p> <p><b>Massey Ferguson:</b> <b>6400 Dyna-4/6 / Dynashift:</b> 6445, 6455, 6460, 6465, 6470, 6475, 6480; <b>6600 Dyna-6:</b> 6613, 6614, 6615, 6616; <b>6700 S Dyna-6:</b> 6713, 6714, 6715, 6716, 6718; <b>7600 Dyna-6:</b> 7615, 7616, 7618; <b>7700 Dyna-6:</b> 7715, 7716, 7718;</p>
	<p><b>Art.Nr. 00.961.639.0-A11   Heavy Duty Drawbars   Standard</b>  Draw-Pin (Pitonfix)  </p> <ul style="list-style-type: none"> <li>Fits up from Chassis-Number: V285019 at MF 6445-6480 / A1906772 at Claas Arion 500/600  </li> <li><input type="checkbox"/> fits to Original Ladder Hitch (ex factory) with Drawbar Frame</li> </ul> <p><b>Alternative color</b> </p> <p>00.961.639.0-A11 (AGCO-Grey)</p> <p><b>Technical Values*</b></p> <p><b>Lenght (mm):</b> 700   <b>Wide (mm):</b> 290   <b>Assembly-Positions:</b> 1   <b>Thickness (mm):</b> 50   <b>Locking:</b> Draw Pin (Pitonfix) Manual   <b>Max. Permissible D-Value (kN):</b> 78,5   <b>Max. Permissible Vertical Load (kg):</b> 3000</p> <p><b>Adapted for Tractor</b></p> <p><b>Claas:</b> <b>Arion 500 (A18):</b> 510, 520, 530, 540; <b>Arion 600 (A19/A20):</b> 610, 620, 630, 640;</p> <p><b>Massey Ferguson:</b> <b>6400 Dyna-4/6 / Dynashift:</b> 6445, 6455, 6460, 6465, 6470, 6475, 6480; <b>6600 Dyna-6:</b> 6613, 6614, 6615, 6616; <b>6700 S Dyna-6:</b> 6713, 6714, 6715, 6716, 6718; <b>7600 Dyna-6:</b> 7615, 7616, 7618; <b>7700 Dyna-6:</b> 7715, 7716, 7718;</p>