

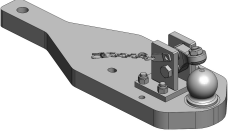

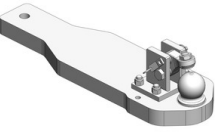

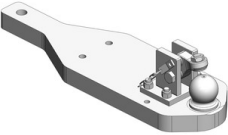

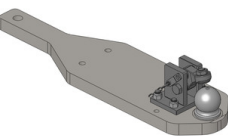

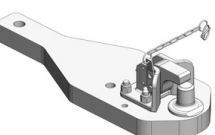



Heavy Duty Drawbars

Massey Ferguson | 6400 Dyna-6 (Tier 3)



Heavy Duty Drawbars

	<p>Art.Nr. 00.960.443.0-A11 Heavy Duty Drawbars Standard K80® Ball Coupling System </p> <ul style="list-style-type: none"> fits to Walterscheid Ladder-Hitch (ex factory) with Drawbar Frame <p>Alternative color </p> <p>00.960.443.0-A11 (AGCO-Grey)</p> <p>Technical Values*</p> <p>Lenght (mm): 750 Wide (mm): 245 Assembly-Positions: 1 Thickness (mm): 50 Locking: K80® Manual Max. Permissible D-Value (kN): 97,1 Max. Permissible Vertical Load (kg): 3700</p> <p>Adapted for Tractor</p> <p>Challenger: MT 500 B AutoPower IV: 555, 565, 575, 585, 595; Claas: Axion 800 (A30/A31): 810, 820, 830, 840, 850; Axion 800 (A40/A41): 800, 810, 820, 830, 840, 850, 870; Massey Ferguson: 6400 Dyna-6 (Tier 3): 6485, 6490, 6495, 6497, 6499; 7600 Dyna-6: 7619, 7620, 7622, 7624, 7626;</p>
	<p>Art.Nr. 00.960.449.0-A02 Heavy Duty Drawbars Standard K80® Ball Coupling System </p> <ul style="list-style-type: none"> fits to Walterscheid Piton-Ladder-Hitch (ex factory) with Drawbar Frame <p>Alternative color </p> <p>00.960.449.0-A02 (Black)</p> <p>Technical Values*</p> <p>Lenght (mm): 780 Wide (mm): 240 Assembly-Positions: 1 Thickness (mm): 50 Locking: K80® Manual Max. Permissible D-Value (kN): 82,4 Max. Permissible Vertical Load (kg): 3000</p> <p>Adapted for Tractor</p> <p>Challenger: MT 500 B AutoPower IV: 555, 565, 575, 585, 595; Claas: Axion 800 (A30/A31): 810, 820, 830, 840, 850; Axion 800 (A40/A41): 800, 810, 820, 830, 840, 850, 870; Massey Ferguson: 6400 Dyna-6 (Tier 3): 6485, 6490, 6495, 6497, 6499; 7600 Dyna-6: 7619, 7620, 7622, 7624, 7626;</p>
	<p>Art.Nr. 00.960.452.2-A11 Heavy Duty Drawbars Standard K80® Ball Coupling System </p> <ul style="list-style-type: none"> fits to Original Pitonfix- Ladder Hitch (ex factory) with Drawbar Frame <p>Alternative color </p> <p>00.960.452.2-A11 (AGCO-Grey)</p> <p>Technical Values*</p> <p>Lenght (mm): 800 Wide (mm): 245 Assembly-Positions: 1 Thickness (mm): 50 Locking: K80® Manual Max. Permissible D-Value (kN): 78,5 Max. Permissible Vertical Load (kg): 3000</p> <p>Adapted for Tractor</p> <p>Challenger: MT 500 B AutoPower IV: 555, 565, 575, 585, 595; Claas: Axion 800 (A30/A31): 810, 820, 830, 840, 850; Axion 800 (A40/A41): 800, 810, 820, 830, 840, 850, 870; Massey Ferguson: 6400 Dyna-6 (Tier 3): 6485, 6490, 6495, 6497, 6499; 7600 Dyna-6: 7619, 7620, 7622, 7624, 7626;</p>
	<p>Art.Nr. 00.960.454.0-A11 Heavy Duty Drawbars Standard K80® Ball Coupling System </p> <ul style="list-style-type: none"> fits to MX-Mailleux Pitonfix- Ladder Hitch (ex factory) with Drawbar Frame <p>Alternative color </p> <p>00.960.454.0-A11 (AGCO-Grey)</p> <p>Technical Values*</p> <p>Lenght (mm): 910 Wide (mm): 245 Assembly-Positions: 1 Thickness (mm): 40 Locking: K80® Manual Max. Permissible D-Value (kN): 78,5 Max. Permissible Vertical Load (kg): 3000</p> <p>Adapted for Tractor</p> <p>Challenger: MT 500 B AutoPower IV: 555, 565, 575, 585, 595; Massey Ferguson: 6400 Dyna-6 (Tier 3): 6485, 6490, 6495, 6497, 6499;</p>
	<p>Art.Nr. 00.961.452.1-A11 Heavy Duty Drawbars Standard Draw-Pin (Pitonfix) </p> <ul style="list-style-type: none"> fits to Walterscheid Ladder-Hitch (ex factory) with Drawbar Frame <p>Alternative color </p> <p>00.961.452.1-A11 (AGCO-Grey)</p> <p>Technical Values*</p> <p>Lenght (mm): 695 Wide (mm): 245 Assembly-Positions: 1 Thickness (mm): 50 Locking: Draw Pin (Pitonfix) Manual Max. Permissible D-Value (kN): 82,4 Max. Permissible Vertical Load (kg): 3000</p> <p>Adapted for Tractor</p> <p>Challenger: MT 500 B AutoPower IV: 555, 565, 575, 585, 595; Claas: Axion 800 (A30/A31): 810, 820, 830, 840, 850; Massey Ferguson: 6400 Dyna-6 (Tier 3): 6485, 6490, 6495, 6497, 6499; 7600 Dyna-6: 7619, 7620, 7622, 7624, 7626;</p>